

In a year with so many world-shaking moments, our strongest visual stories covered impeachment, outbreak, caucuses, primaries, donations, delegates, shutdown, jobs, deaths, coughing, hospitals, testing, George Floyd, protests, tear gas, dreams, nursing homes, policing, the election, stimulus, symptoms, Beirut, power, the Supreme Court, ballots, wildfires, Trump's taxes, turnout, swing states, masks, results, A.I., voter shifts, I.C.U.s, pollution and vaccines.

## 2020: The Year in Visual Stories and Graphics.

By The New York Times  
December 30, 2020

### January

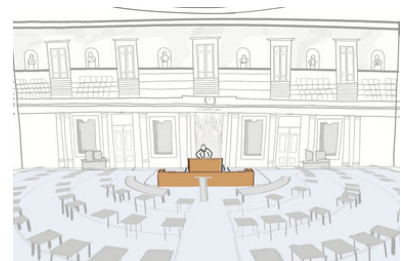
---



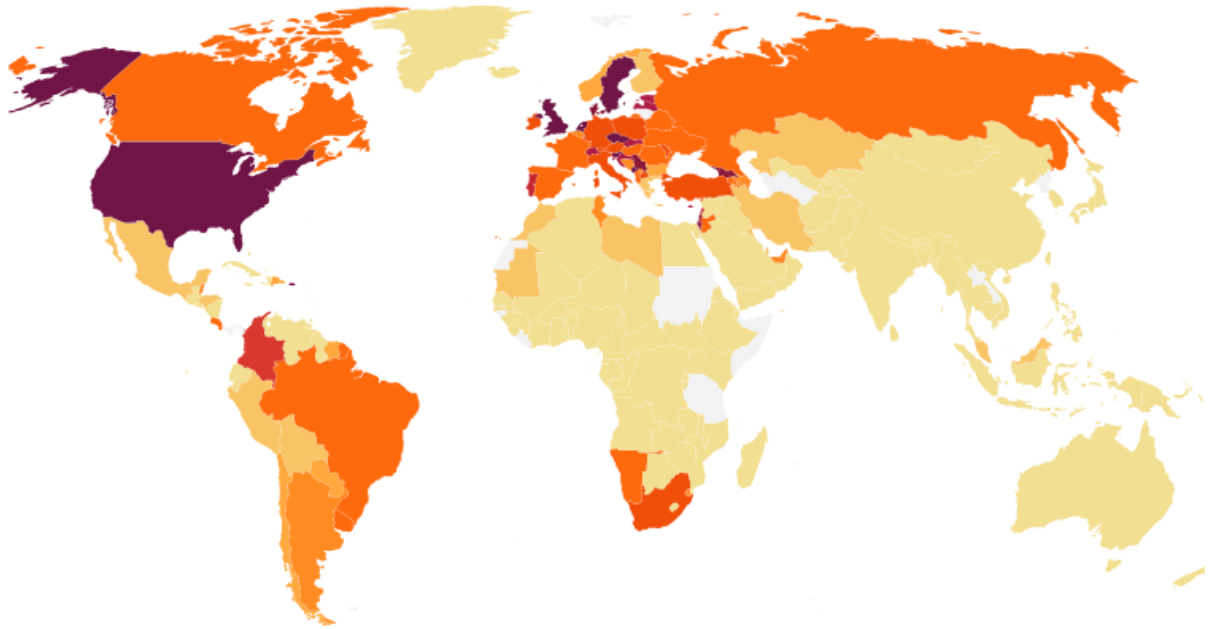
Central Park's Squirrel Census



Sketching the Impeachment Trial




An Impeachment Trial 3-D Tour



**Coronavirus World Map** “At the early stage of the pandemic, we knew very little about the virus and the data reporting was not as good or transparent as it is right now. We had to comb through tons of Chinese government websites as well as social media accounts every day, and even did our own calculations in order to get a fuller picture of what was happening in the region.” — Jin Wu

**What Iowa Caucusgoers Say** “Most stories about polls can leave readers feeling cold. So we took 15 Iowans who answered our poll seriously and said it would be OK to follow up. Four of us drove to all corners of the state, put them on camera, met their kids and pets, sat across from them at kitchen tables and talked to them about the future of America.” — Larry Buchanan



Which Candidate Matches You?

How the Iowa Caucuses Work

## February

**First Alignment Results**

Name of candidate uncommitted or up	Number of members within the group after first alignment
Klobuchar	30
Biden	25
Butt	50
Warren	50
Tulsi	1
Brown	41
JACOMAN	2

**VIABILITY:**

County: Warren  
Precinct: 042  
Delegate(s): 9

For Viability, Always Round Number Up To The Nearest Whole Number

IF THIS CAUCUS ELECTS FOUR OR MORE DELEGATES:  $\frac{\text{Total Eligible Caucus Attendees}}{\text{Total Eligible Caucus Attendees}} \times .15 = \text{Result Before Rounding}$

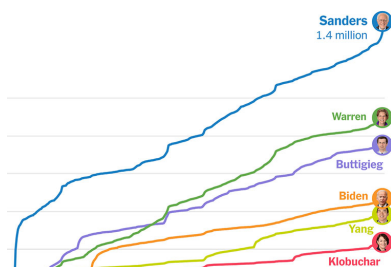
**AWARDING DELEGATES**

Name of candidate or uncommitted group	Number of members within the group in the 2 <sup>nd</sup> alignment	Total number of delegates the caucus is to elect	Total number of eligible caucus attendees	Result before rounding	Rounding
A) Klobuchar	39	9	199	1.7638	When Awarding Delegates, Decimals of .5 and greater are rounded up and decimals less than .5 are rounded down to the nearest whole number.
B) <del>Klobuchar</del>					
C) Buttigieg	56	9	199	2.5327	
D) Warren	51	9	199	2.3065	
E) Brown	44	9	199	1.9899	
F)					

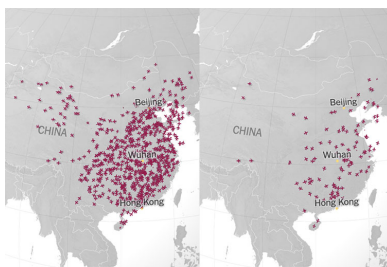
This form must be signed by the caucus chair, secretary of the caucus, and a representative from each preference group to ensure the above information is correct. Please note that any misrepresentation of the caucus information will result in charges of criminal misconduct as stated in section 25A.12 of the Iowa Code. THIS FORM MUST BE SIGNED AND RETURNED TO THE IOWA DEMOCRATIC PARTY. THIS PINK COPY MUST BE RETAINED BY THE TEMPORARY CAUCUS CHAIR.

Representative of Candidate A: [Redacted]  
Representative of Candidate B: [Redacted]  
Representative of Candidate D: [Redacted]  
Representative of Candidate E: [Redacted]

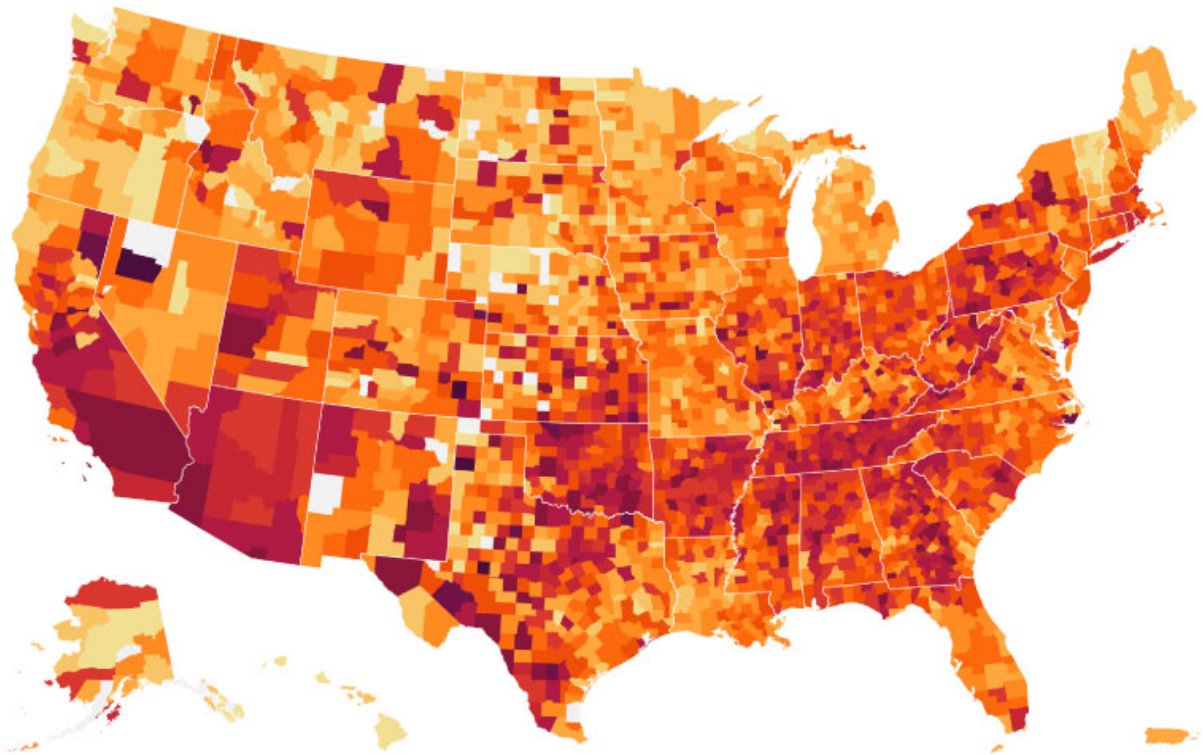
**Checking the Iowa Caucus Math** “To pinpoint possible errors in the delegate allotment process, we had to learn the rules of how the caucuses worked, and there are a lot of them. It made me realize it’s quite easy for caucus officials to make mistakes in these processes just because the procedures are so convoluted.” — Denise Lu




Sanders’s Donor Power



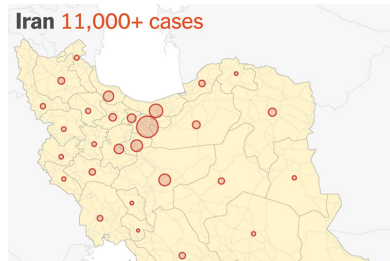
13,000 Canceled Flights a Day



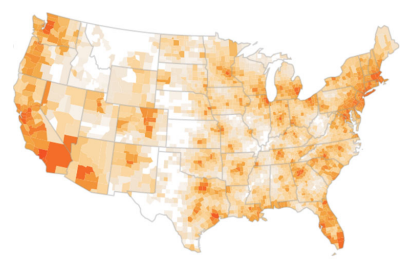
**Coronavirus in the U.S.** “At first, we entered each reported case in a spreadsheet, which stopped working at around 40,000 cases. So the team quickly scaled up to build a database that is fed by hundreds of scrapers as well as manual reporting. It was a totally new experience for me to make sure things were adding up and figure out methodology as states’ reporting evolved.” — Sarah Almkhatar



**At Stake on Super Tuesday**



**How Outbreaks Are Growing**



**Virus Could Overwhelm U.S.**

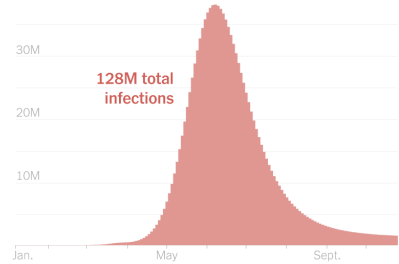
**How the Virus Got Out** “To illustrate international travel from Wuhan, we created a diagram we now refer to as the ‘octopus’: a hybrid of a transit map and a flow diagram where the thickness of the arrows represents the travel volume. It freed us from geographical constraints, as people from Wuhan had traveled around the world.” — Weiyi Cai



**Watch How the Virus Spread**



**The Great Empty**



**Opinion What if the U.S. Reopens?**

# JOB LOSSES SOAR; U.S. VIRUS CASES TOP WORLD



Since the coronavirus descended on Brooklyn Hospital Center three weeks ago, the staff has handled over 800 potential cases.

## New Data Shows Staggering Toll of Outbreak

This article is by Ben Casselman, Patricia Cohen and Tiffany Hsu.

More than three million people filed for unemployment benefits last week, sending a collective shudder throughout the economy that is unlike anything Americans have experienced.

The alarming numbers, in a report released by the Labor Department on Thursday, provide some of the first hard data on the economic toll of the coronavirus pandemic, which has shut down whole swaths of American life faster than government statistics can keep track.

Just three weeks ago, barely 200,000 people applied for jobless benefits, a historically low number. In the half-century that the government has tracked applications, the worst week ever, with 695,000 so-called initial claims, had been in 1982.

Thursday's figure of nearly 3.3 million set a grim record. "A large part of the economy just collapsed," said Ben Herzon, executive director of IHS Markit, a business data and analytics firm. The numbers provided only the first hint of the economic calamity in progress. Even comparatively optimistic forecasters expect millions more lost jobs, and with them foreclosures, evictions and bankruptcies. Thousands of businesses have closed in response to the pandemic, and many will never reopen. Some economists say the decline in gross domestic product this year could rival the worst years of the Great Depression.


And there was fresh evidence on Thursday of the relentless course of the virus itself. Cases in the United States now exceed 80,000, the most of any nation, even China and Italy, according to a New York Times database. More than 1,000 deaths across the country have been linked to the virus.

At least 160 million people na-

Continued on Page A17

**Labeling Regions by Risk**  
President Trump told governors he planned to classify counties according to the danger of coronavirus infection. Page A11.

Nearly 3.3 million unemployment claims were filed last week, a record number.



## Under Trump, Unfilled Posts Hinder Action

By JENNIFER STEINHAEUER and ZOLAN KANNO-YOUNGS

WASHINGTON — Of the 75 senior positions at the Department of Homeland Security, 20 are either vacant or filled by acting officials, including Chad F. Wolf, the acting secretary who recently was unable to tell a Senate committee how many respirators and protective face masks were available in the United States.

The National Park Service, which like many federal agencies is full of vacancies in key posts, tried this week to fill the job of a director for the national capital region after hordes of visitors flocked to see the cherry blossoms near the National Mall, creating a potential public health hazard as the coronavirus continues to spread.

At the Department of Veterans Affairs, workers are scrambling to order medical supplies on Amazon after its leaders, lacking experience in disaster responses, failed to prepare for the onslaught of patients at its medical centers.

Ever since President Trump came into office, a record high turnover and unfilled jobs have emptied offices across wide sections of the federal bureaucracy. Now, current and former administration officials and disaster experts say the coronavirus has exposed those failings as never before.

Continued on Page A11

## Online Class With No Way To Get There

By NIKITA STEWART

Allia Phillips was excited about picking up an iPad from her school in Harlem last week. She did not want to miss any classes and hoped to land on the fourth-grade honor roll again.

On Monday, the first day that New York City public schools began remote learning, the 10-year-old placed her iPad on a tray she set up over her pillow on a twin bed in a studio that she shares with her mother and grandmother inside a homeless shelter on the Upper West Side.

And then, Allia saw nothing. "I went downstairs to find out that they don't have any internet," said Kasha Phillips-Lewis, Allia's mother. "You're screwing up my daughter's education. You want to screw me up? Fine. But not my daughter's education."

The Department of Education, which runs the largest school system in the country with more than 11 million students, began attempting to teach all students through remote learning this week because schools were closed to slow the spread of the coronavirus.

Shattering the vast system, which includes 1,800 schools, was a serious challenge for the city, and the large-scale, indefinite school closures are uncharted territory, altering the lives and rou-

Continued on Page A16

## Courage at a Brooklyn Hospital, At the Front of an Invisible War

By SHERI FINK

It was not even 9 in the morning and Dr. Sylvie de Souza's green N95 mask, which was supposed to form a seal against her face, was already askew.

In freezing rain on Monday, she trudged in clogs between the emergency department she chairs at the Brooklyn Hospital Center and a tent outside, keeping a sharp eye on the trainee doctors, nurses and other staff members who would screen nearly 100 walk-in patients for the coronavirus that day.

Inside her E.R., more than a dozen people showing signs of infection waited for evaluation in an area used just a few weeks ago for stitches and casts. Another dozen

Continued on Page A14

## With Supplies Waning, Workers Soldier On

lay on gurneys arranged one in front of the next, like a New York City car park. One man on a ventilator was waiting for space in the intensive care unit.

Minutes before paramedics wheeled in a heart attack patient, Dr. de Souza pointed to beds reserved for serious emergencies, separated by a newly constructed wall from the suspected virus cases. "This is our safe area," she told a reporter. Then she corrected herself: "This is thought to be safe." There was really no way

Continued on Page A14

## No Crowd, but I'll Take You Out to the Ballgame

By DAN BARRY

Professional baseball greeted a new season this afternoon with an Opening Day game for the ages, an extra-inning masterpiece that vividly unfolded on the sun-dappled field of the imagination. The crack of the bat could almost be heard, the blur of white almost seen, the communal joy nearly felt.

Continued on Page A15

## A Fan Writes a Fantasy for Opening Day

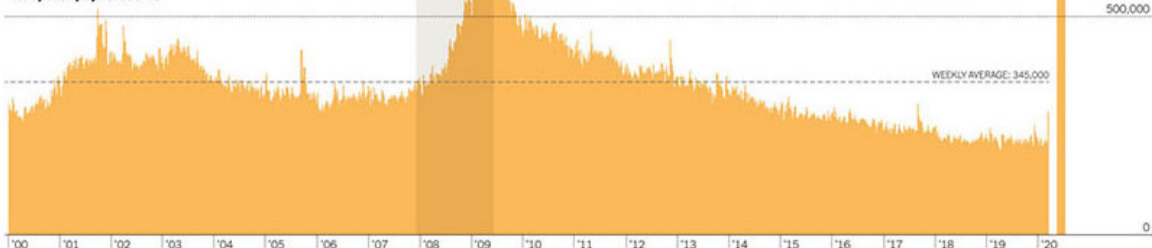
From the moment the first batter tipped his helmet — and a bird flew out — to the walk-off home run by a faltering pinch-hitter, this 11-inning affair redefined what constitutes a perfect game. No one cared about the outcome; the distraction was reward enough. Don't misunderstand: This

game between the New York Gotham and the Cincinnati Greens mattered, but in ineffable ways beyond the columns of wins and losses. It mattered so much that complaints about baseball's slow pace yielded to the universal wish that this game would last forever.

"I could've played into the night," said the redeemed Gotham left fielder Sammy Sosa, who missed part of last season after sneezing so hard that he strained a ligament in his back. "I didn't

Continued on Page A15



Weekly unemployment claims



Note: Official figures are seasonally adjusted. Source: Department of Labor

THE NEW YORK TIMES

**Weekly Unemployment Claims** "Toward the end of March, unemployment claims were just so historically staggering that they called out for an unprecedented design solution, to really bring home the scale of the problem. It was Chief Creative Officer Tom Bodkin's idea to play this so strikingly on A1." — Guilbert Gates





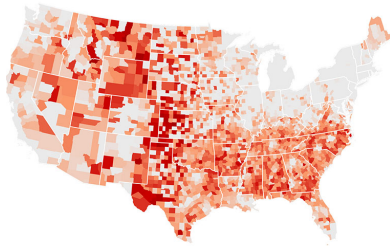
**72 Hours in an N.Y.C. Hospital**



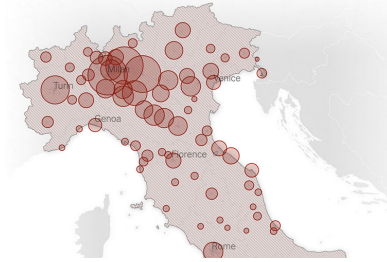
**The Dead in Italy**

## April

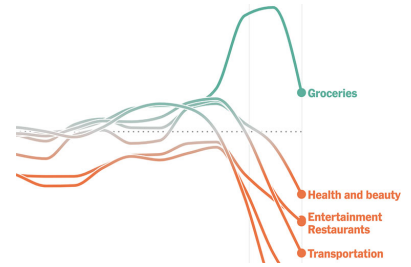
---



**Where Americans Kept Traveling**



**What Happened in Italy?**



**How the Virus Changed Spending**

"All the News  
That's Fit to Print"

# The New York Times

Late Edition

Today, mostly cloudy, showers, high 63. Tonight, partly to mostly cloudy, low 48. Tomorrow, mostly cloudy, cooler, showers, especially morning, high 56. Weather map, Page B8.

VOL. CLXIX... No. 58,657

© 2020 The New York Times Company

NEW YORK, WEDNESDAY, APRIL 8, 2020

\$3.00

## How Outbreak Kept New York A Step Behind

### Infighting, Delays and Unheeded Warnings

By J. DAVID GOODMAN

A 39-year-old woman took Flight 701 from Doha, Qatar, to John F. Kennedy International Airport in late February, the final leg of her trip home to New York City from Iran.

A week later, on March 1, she tested positive for the coronavirus, the first confirmed case in New York City of an outbreak that had already devastated China and parts of Europe. The next day, Gov. Andrew M. Cuomo, appearing with Mayor Bill de Blasio at a news conference, promised that health investigators would track down every person on the woman's flight. But no one did.

A day later, a lawyer from New Rochelle, a New York City suburb, tested positive for the virus — an alarming sign because he had not traveled to any affected country, suggesting community spread was already taking place.

Although city investigators had traced the lawyer's whereabouts and connections to the most crowded corridors of Manhattan, the state's efforts focused on the suburb, not the city, and Mr. de Blasio urged the public not to worry. "We'll tell you the second we think you should change your behavior," the mayor said on March 5.

For many days after the first positive test, as the coronavirus silently spread throughout the New York region, Mr. Cuomo, Mr. de Blasio and their top aides projected an unwavering confidence that the outbreak would be readily contained.

There would be cases, they repeatedly said, but New York's hospitals were some of the best in the world. Plans were in place. Responses had been rehearsed during "tabletop" exercises. After all, the city had been here before — Ebola, Zika, the H1N1 virus, even

Continued on Page A12

## As Limits Ease, Wuhan Limp Into New Life

By RAYMOND ZHONG and VIVIAN WANG

China on Wednesday ended its lockdown of Wuhan, the city where the coronavirus first emerged and a potent symbol in a pandemic that has killed tens of thousands of people, shaken the global economy and thrown daily life into upheaval across the planet.

But the city that has reopened after more than 10 weeks is a profoundly damaged one, a place whose recovery will be watched worldwide for lessons on how populations move past pain and calamity of such staggering magnitude.

In Wuhan, sickness and death have touched hundreds of thousands of lives, imprinting them with trauma that could linger for decades. Businesses, even those that have reopened, face a wrenching road ahead, with sluggishness likely to persist. Neighborhood authorities continue to regulate people's comings and goings, with no return to normalcy in sight.

The Chinese authorities sealed off Wuhan, an industrial hub of 11 million people, in late January, in a frantic attempt to limit the outbreak's spread. At the time, many outsiders saw it as an extreme step, one that could be tried only in an authoritarian system like

Continued on Page A7

**How the Coronavirus Toll Grew**  
The first 5,000 deaths came in just over a month. In less than five days, the second 5,000 followed. Article and more graphics, Page A14.



## BLACK AMERICANS BEAR THE BRUNT AS DEATHS CLIMB

### Statistics From Certain Cities and States Highlight Entrenched Inequality

This article is by John Eligon, Andrea D. S. Burch, Dionne Searcey and Richard A. Oppel Jr.

The coronavirus is infecting and killing black people in the United States at disproportionately high rates, according to data released by several states and big cities, highlighting what public health researchers say are entrenched inequalities in resources, health and access to care.

The statistics are preliminary and much remains unknown because most cities and states are not reporting race as they provide numbers of confirmed cases and fatalities. Initial indications from a number of places, though, are alarming enough that policymakers say they must act immediately to stem potential devastation in black communities.

The worrying trend is playing out across the country, among people born in different decades and working far different jobs.

There is Donnie Hoover, a judge from Charlotte, N.C., who could not shake a dry cough that arrived in March. On the South Side of Chicago, LaShawn Levi, a medical assistant who rides the bus to work each day, turned to tea and cough syrup — "everything your grandma taught you" — to treat a headache and a cough. And in Detroit, Glenn Tolbert, a union leader for city bus drivers, was coughing so much that he got tested.

"This is a call-to-action moment

for all of us," said Lori Lightfoot, the mayor of Chicago, who announced statistics of the outbreak in her city this week. African-Americans account for more than half of those who have tested positive and 72 percent of virus-related fatalities in Chicago, even though they make up a little less



Mayor Lori Lightfoot of Chicago cited "shocking" figures.

than a third of the population. "Those numbers take your breath away, they really do," said Ms. Lightfoot, who is the city's first black woman elected as mayor. She added in an interview that the statistics were "among the most shocking things I think I've seen as mayor."

In Illinois, 43 percent of people who have died from the disease

Continued on Page A17

## President Ousts Official Policing Relief Spending

By CHARLIE SAVAGE and PETER BAKER

WASHINGTON — President Trump moved on Tuesday to oust the leader of a new watchdog panel charged with overseeing how his administration spends trillions of taxpayer dollars in coronavirus pandemic relief, the latest step in an abruptly unfolding White House power play against semi-independent inspectors general across the government.

The official, Glenn A. Fine, has been the acting inspector general for the Defense Department since before Mr. Trump took office and was set to become the chairman of a new Pandemic Response Accountability Committee to police how the government carries out the \$2.2 trillion coronavirus relief bill. But Mr. Trump replaced Mr. Fine in his Pentagon job, disqualifying him from serving on the new oversight panel.

The move came at a time when the president has been reasserting authority over the executive branch and signaling impatience with independent voices within the government that he considers disloyal. In recent days, he fired an inspector general who reviewed the whistle-blower complaint that led to his impeachment, nominated a White House aide to another key inspector general post, declared that he would ignore certain oversight provisions in the new relief law and attacked another inspector general who criticized virus testing shortages.

Mr. Trump even cheered the firing of the captain of an aircraft carrier for sending a letter to fellow Navy officers pleading for help for his virus-stricken crew.

Continued on Page A10

## In Wisconsin, Sense of Strain Shadows Vote

By ASTEAD W. HERNDON and ALEXANDER BURNS

MILWAUKEE — Even before voting began, there were lines outside polling locations that stretched for several blocks. Some poll workers wore hazmat suits. Nearly every voter wore a face mask, removing it only to make small talk that reflected a combination of determination and grim



Voters lined up on Tuesday outside a school in Milwaukee.

humor about the extraordinary experience of voting amid a deadly pandemic.

For thousands of people across Wisconsin on Tuesday, fears of the coronavirus outbreak did not stop them from participating in the state's elections, where critical races such as the Democratic presidential primary and a key state Supreme Court seat were being decided.

"It feels bad to have to choose between your personal safety and your right to vote," said Dan Bullock, 40, as he waited to vote at Washington High School on Milwaukee's North Side. "But you

Continued on Page A21

## How the U.S. Death Toll Grew



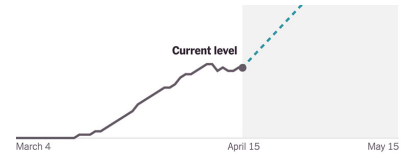
Level needed to safely reopen





**Apollo 13 As They Shot It**

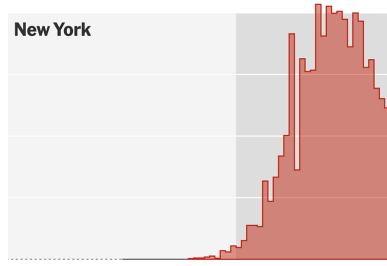
**Why Social Distancing Matters**



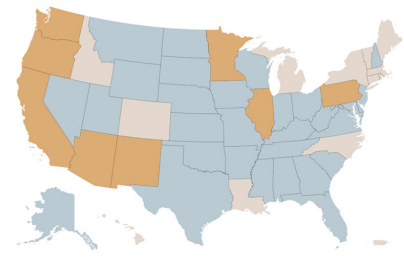
**Why Testing Needs to Triple**



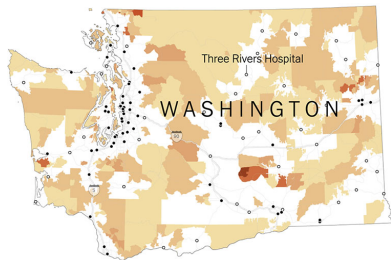
**The True Toll of the Pandemic**



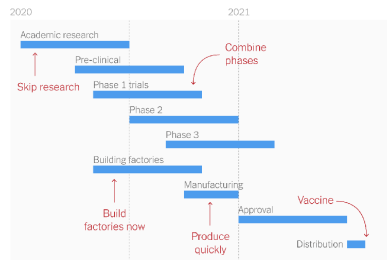
**Covid-19 Death Rates by State**



**Restrictions by State**




**A Map of U.S. Hospital Access**

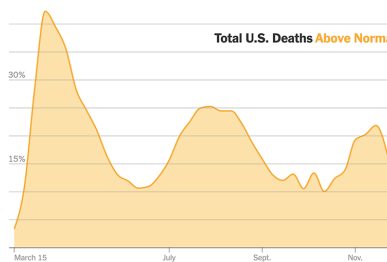


**Opinion How Long Will a Vaccine Take?**

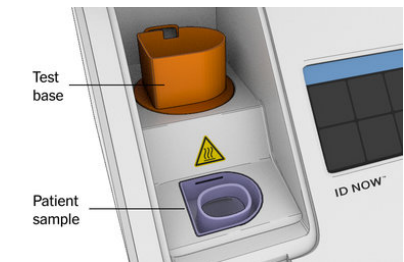
**May**



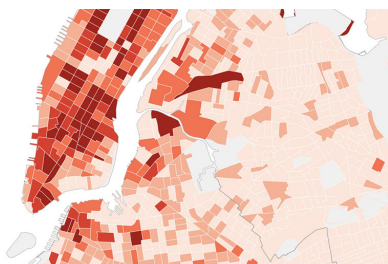
**In Harm's Way**



**The True Pandemic Toll**



**How One Rapid Test Works**



**The Richest New Yorkers Departed**



**Ahmaud Arbery's Final Minutes**



**Inside a Deadly N.Y.C. ZIP Code**



**Marking 100,000 Virus Deaths** “It felt very intimate and often impossible to choose just a phrase or two to describe each person, and so much was left out. Every detail was a constant reminder of the virus’s toll on these families, communities and the country.” — Simone Landon



**Things the Virus Has Changed**

**Skating Under Lockdown**



**Listen to New York's Birds**



**How George Floyd Was Killed**

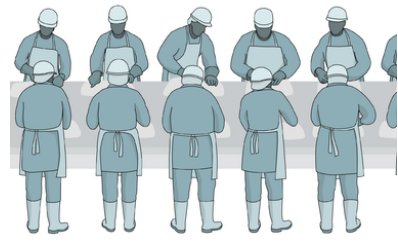
## June



**Use of Force by Minneapolis Police**



**Protests, From Above**



**Meatpacking Plants During Covid**



**Opinion 20 Dreams of 2020** “I asked my editor if we could illustrate readers’ dreams after a particularly gonzo nightmare I had last spring involving Wrigley Field, Mark Cuban and a booby-trapped hot dog eating competition. More than 500 readers shared their dreams with us; the only hard part was winnowing the submissions down to 20.” — Gus Wezerek

<b>4.0x</b> Coronavirus Lima, Peru	<b>5.8x</b> Coronavirus New York City	<b>6.7x</b> Coronavirus Bergamo, Italy
<b>1.05x</b> Bad flu season New York City	<b>2.4x</b> Hurricane Katrina New Orleans	<b>7.3x</b> 1918 Flu Philadelphia


**Coronavirus Vs. Other Disasters**




**A Haunting Portrait of America**



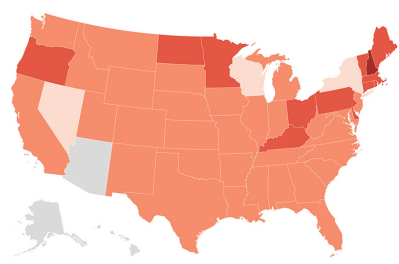
**How Black Lives Matter Spread**



**Where Protesters Were Tear-Gassed**



**Tear Gas and Trapped Protesters**



**Nursing Homes and 100,000 Deaths**

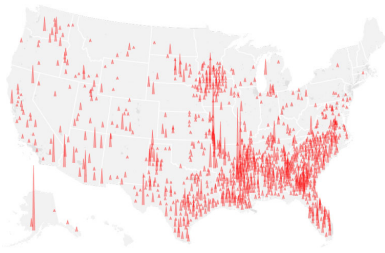
“I can’t breathe. I can’t breathe. I can’t breathe.”

“I can’t breathe. I can’t breathe. I can’t breathe.”

Byron Williams died in custody on Sept. 5, 2019.

## 70 Cases of ‘I Can’t Breathe’

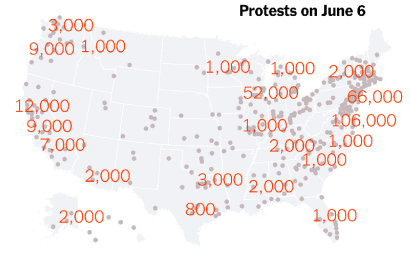
## July



### How This Peak Is Different



### Opinion A Future Without Cars



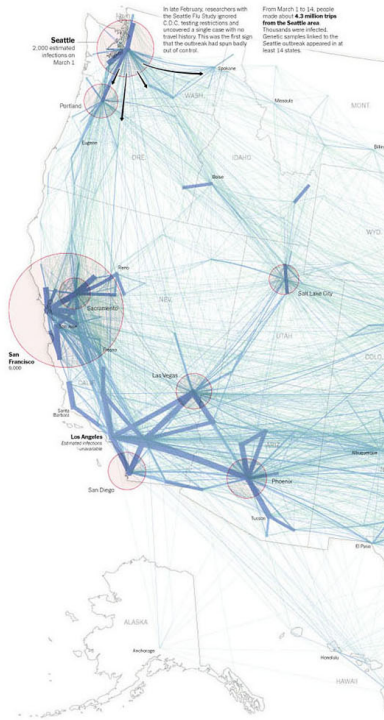
### U.S. History’s Largest Movement

#### How the Virus Won

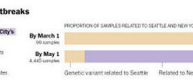
## Then it exploded, unseen.

NEW YORK TIMES  
 Top federal health experts concluded by late February that the virus was likely to spread widely within the United States. Government officials knew that they would need to urge the public to embrace social distancing measures, like avoiding crowds and staying home.

But Mr. Trump wanted to avoid disrupting the economy. So some of his health advisers, at Mr. Trump’s urging, told Americans at the end of February to continue to travel domestically and go on work that normal lives.




Genetic samples reveal the influence of early outbreaks. Reports from tracking genetic mutations of the virus have made clear that the main ancestor of the outbreak in New York City was the Seattle outbreak. A new analysis of thousands of genetic samples sent back to New York and then back to Seattle, a professor at Fred Hutchinson Cancer Research Center.



Hidden infections spread widely in March... Research estimates that by March 1, the United States already had thousands of hidden infections. But during the first two weeks of March, people kept moving around the country. Many were contagious.

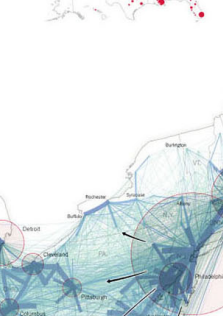


Travel reduced, but infections had already spread. States began to issue stay-at-home orders in March. People started to leave their homes. Let the health care system to see to keep the outbreak from spreading.



... but their extent was discovered only weeks later.

By March 22, testing started to reveal the true extent of the outbreak.




A key transmission hub. By March 1, roughly 10,000 infections had spread to New York City. A key transmission hub in the first two weeks of March. People leaving New York City rode about 2.5 million trips to the Hudson Valley. Some carried the virus with them, and outbreaks there accelerated in mid-March, a body count of about 100 deaths, as these analyses found.

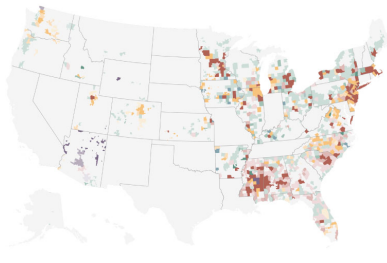
People leaving the city also made more than 25,000 trips to New Orleans, where genetic data suggest a large early outbreak stemmed from infections from New York.

A measure from Atlanta visited Albany, Ga., to attend a funeral. One other person was infected in one of the deadliest outbreaks in the country.

## How the Virus Won




**Battle in the Himalayas**



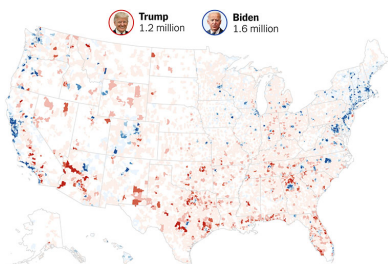
**The Racial Inequity of Coronavirus**



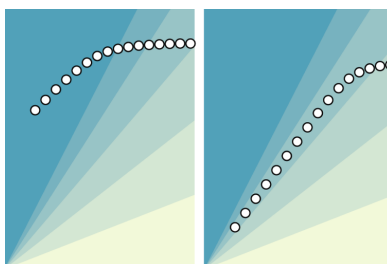
**Pandemic Batters the Amazon**



**N.Y.P.D.'s Force Against Protesters** “We spent over a month combing through social media for videos in which police used force against protesters. We compiled each incident as a row in a spreadsheet, often finding multiple videos of the same incident taken from different angles, which helped us corroborate many details.” — Blacki Migliozi



**Election Donors by ZIP Code**

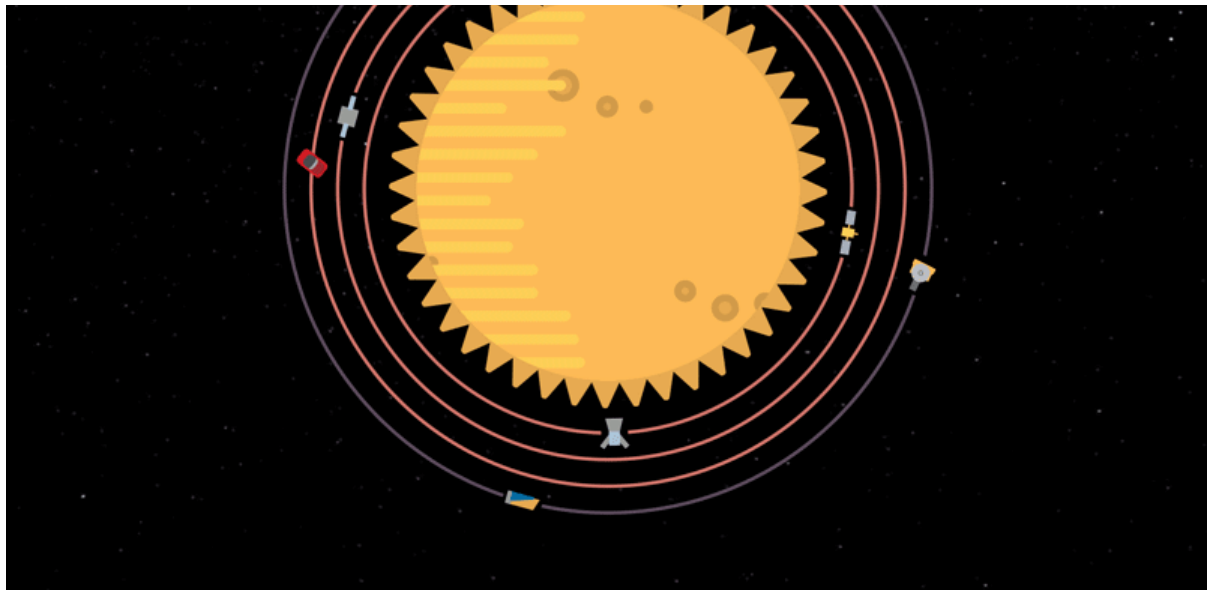


**The End of a Stimulus**



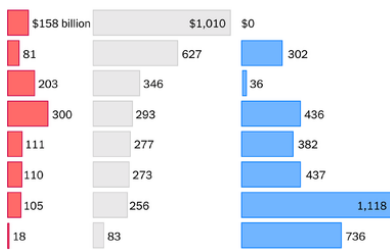
**N.Y.C. Transit Workers Paid a Price**





**Exploring the Solar System** “The first sketch for this project was in 2018, but animating more than 100 spacecraft took a few tries to complete. We hid some Easter eggs in the project, including Curiosity shooting a laser into Mars and references to the arcade classic Asteroids.”


— Jonathan Corum



**The Political Gulf on Pandemic Aid**



**Confrontation in Downtown Portland**

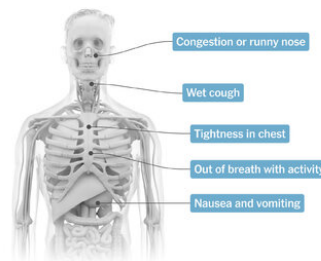


**Should You Travel This Year?**

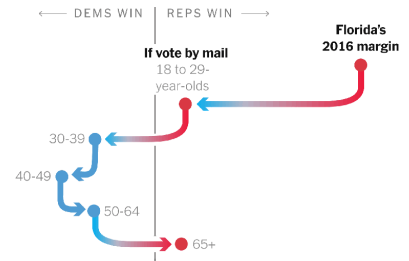
## August




**Mapping Damage in Beirut**



**Could My Symptoms Be Covid-19?**



**Opinion If Everyone Voted by Mail in 2016**

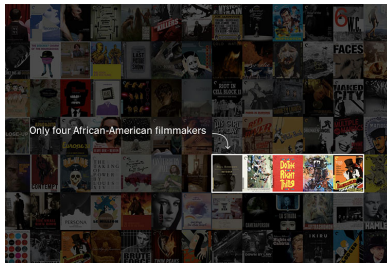




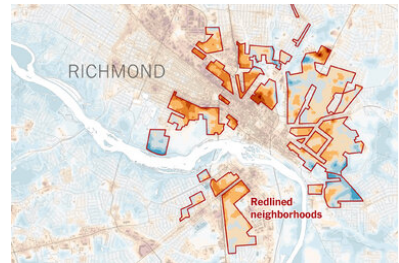
**How Particles Move on the Subway** “First I went through what felt like a million blogs and websites, many kept by rail buffs, looking for pictures of trains that were under maintenance. By the time we were able to visit the New York City Transit maintenance yard, I had already drawn sketches of the equipment and was able to correct and confirm details.” — Mika Grondahl



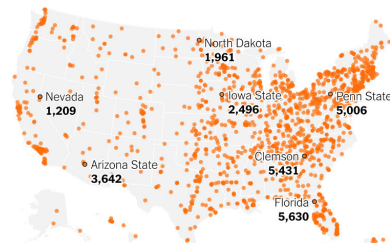
**Saving Houston's Most Vulnerable**



**Criterion's Lack of Black Directors**



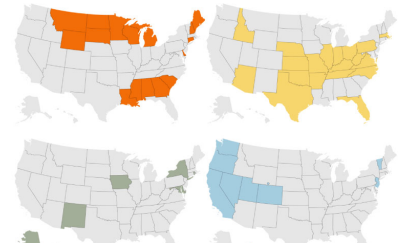
**Sweltering Heat in Redlined Areas**



**Coronavirus at U.S. Colleges**

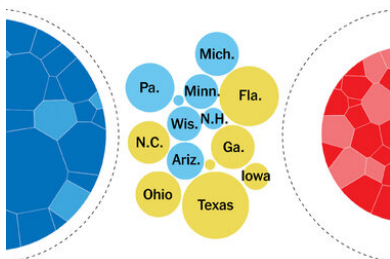


**The Trump Family's R.N.C. Air Time**



**Last-Minute Mail Voting by State**

**September**



**Build Your Own Election Outcome**




**U.S. Politics, in Gray and Green**



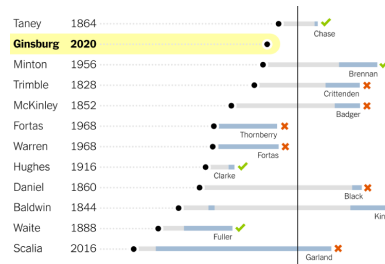
**What You Can't Say in Hong Kong**



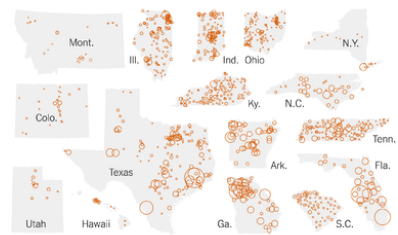
**How the Beirut Explosion Happened** “The project took us over a month. We had reporters from three different time zones working on different parts of this investigation. It was heartbreaking to watch the last videos captured by the first responders moments before the warehouse exploded — a tragedy that could have been avoided.” — Anjali Singhvi



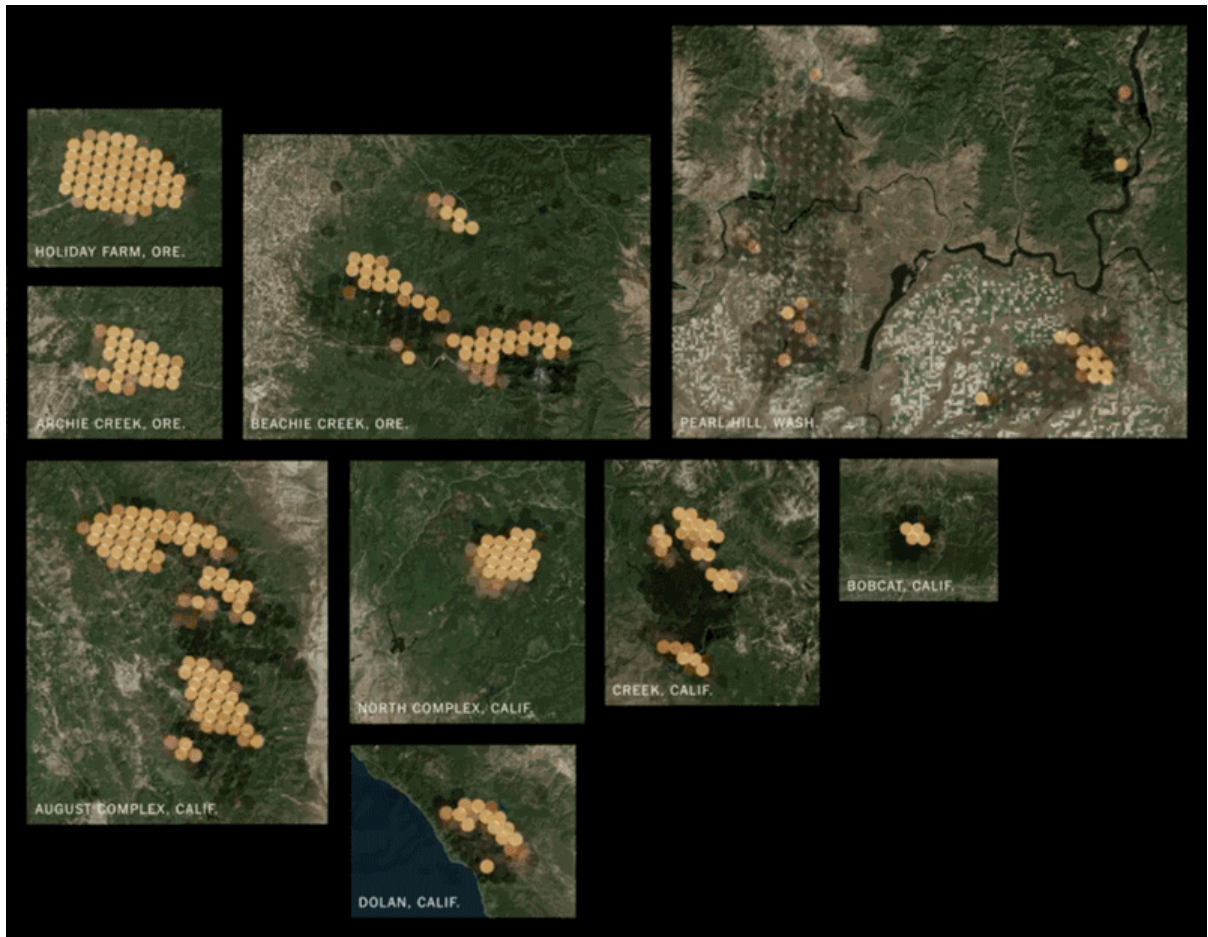
**Faces of Power: 80% Are White**



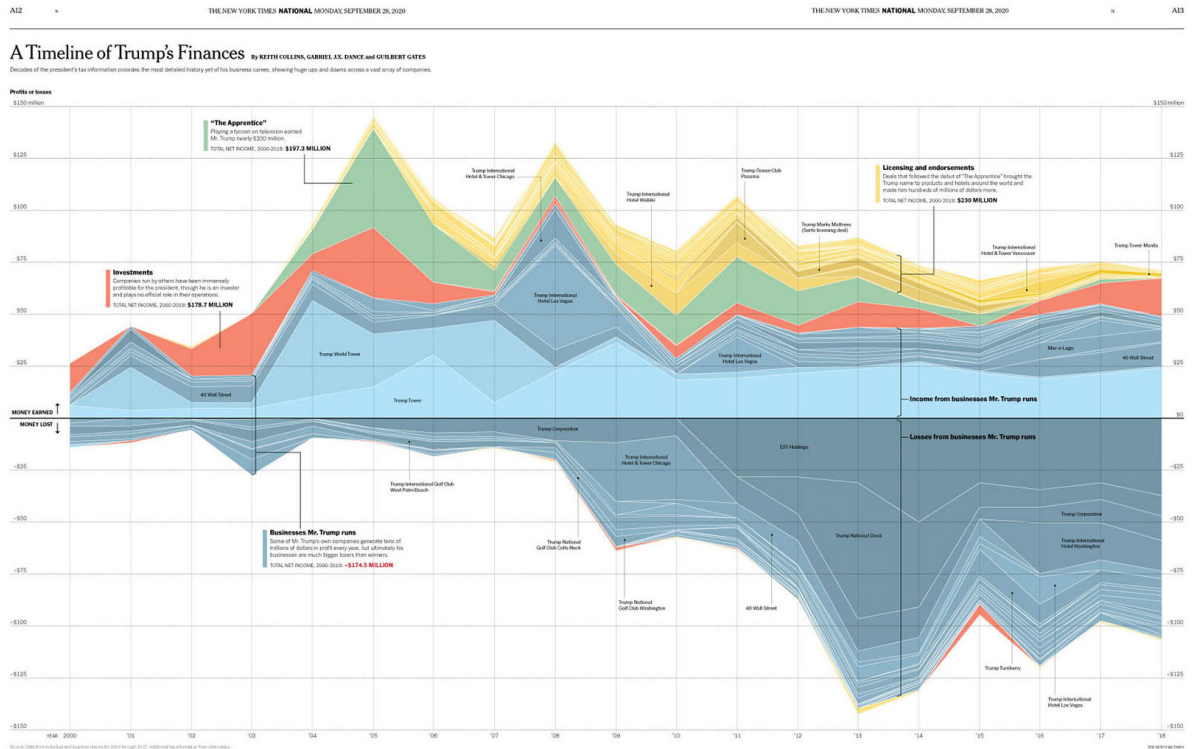
**SCOTUS Vacancies in Election Years**



**Coronavirus in K-12 Schools**

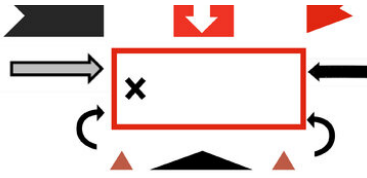


**The West Coast's Worst Fire Season** “To animate the fires, we used a data source that took measurements every 10 minutes. That allowed us to capture the intensity of these enormous and fast-moving fires in a way that I hadn’t seen before.” — Scott Reinhard



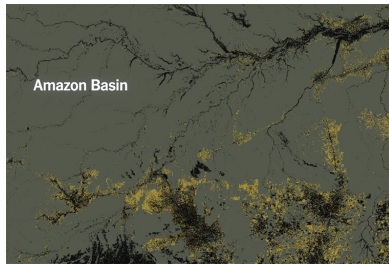
## A Timeline of Trump's Finances





## 6 States' New Mail-In Ballot Rules

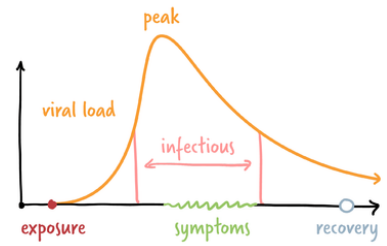
## October




### Opinion Threats to the Amazon



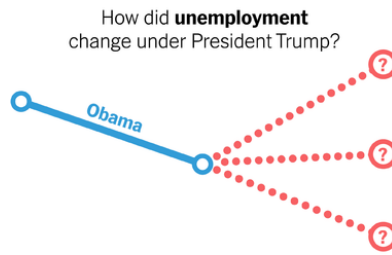
### The White House Outbreak



### Charting an Infection





### White House Event Under Scrutiny



### Opinion Guess Trump's Record

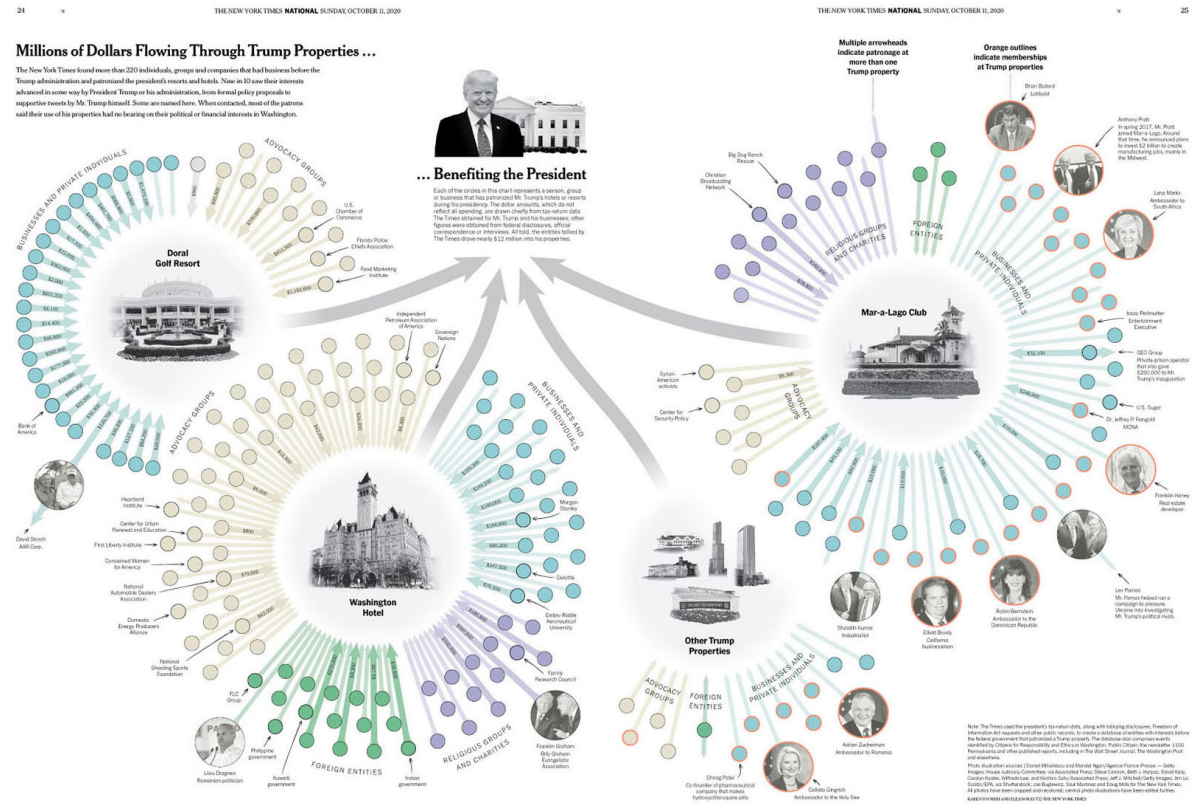


### Find the Matching Ballot Signatures



P Person later tested positive for the coronavirus

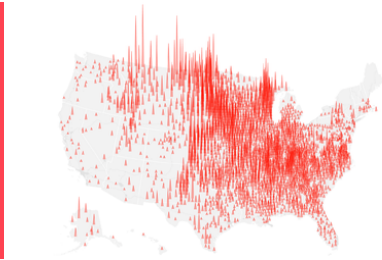
**Virus Rules the White House Ignored** “In the hours after Trump announced he had tested positive for the coronavirus, we began poring over every file photo we could of the president and his aides, looking for clues of where they could have picked up the virus and who else may have been exposed.” — Lauren Leatherby



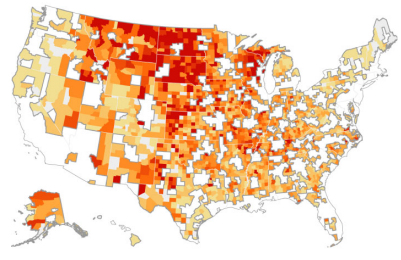
**The Swamp That Trump Built** “Never underestimate the power of a hand-curated database. It’s true there is a lot of data to scrape off the internet. But there is also massive value in painstakingly piecing together information to make sense of it; it can seem like grunt work, but it almost always leads to gold.” — Karen Yourish



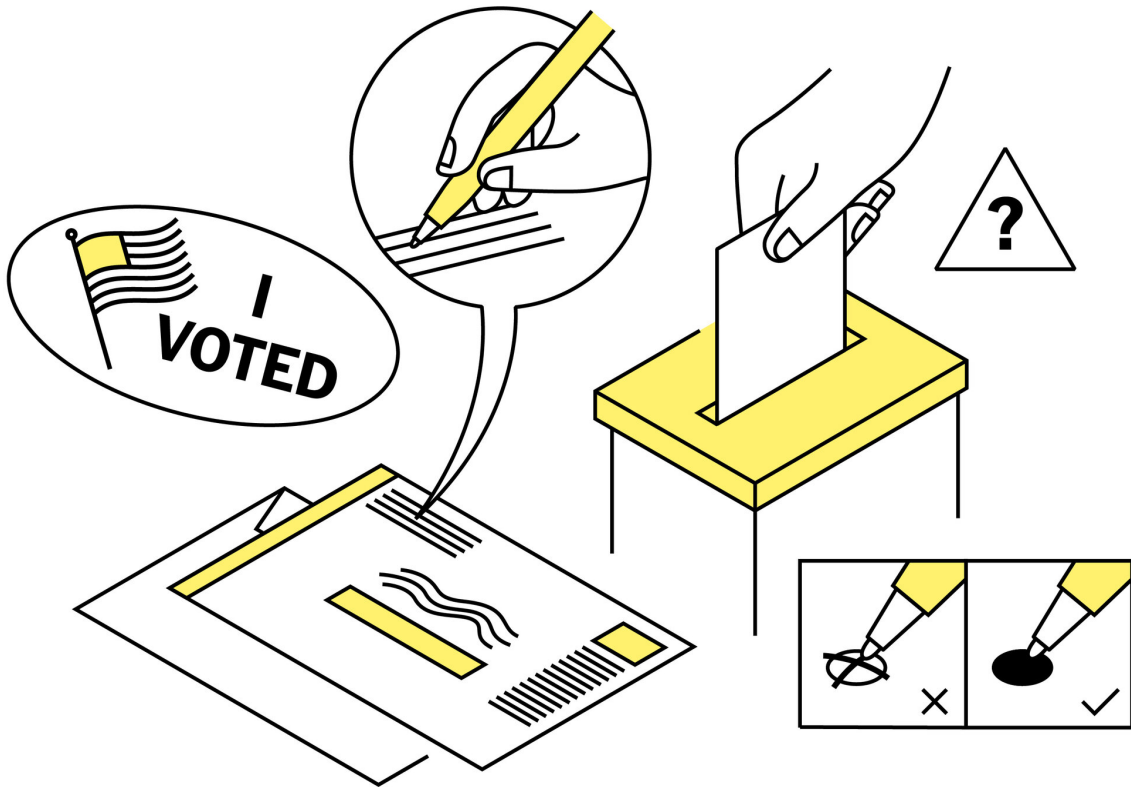
The New Corporate Campus



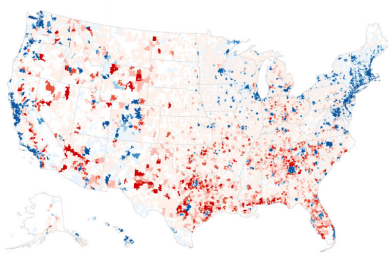
U.S. Approaches a Third Peak



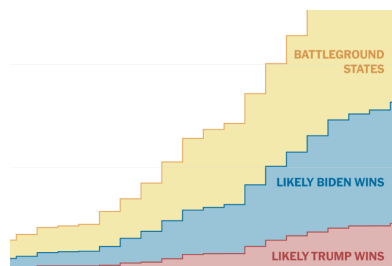
Worst Outbreaks Are Now Rural



**The Worrier's Guide to the Election** “We took inspiration from instruction manuals to make sense of all the madness. We looked for opportunities where visuals could add clarity or humor, like breaking down the components of a mail-in ballot as if it's a piece of furniture, or showing the Ikea guy calling the Supreme Court for assistance.” — Eden Weingart



Who Donated to Trump and Biden?



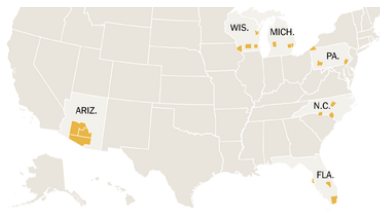
Behind Record Early Turnout



'Trump' vs. 'Biden' Fridges



Mail Votes Could Delay Results



The Battlegrounds in Battlegrounds

Masks Really Work — Here's How

## November

**Presidential Election Results**

✓ **Joseph R. Biden Jr.**  
Winner, Democrat

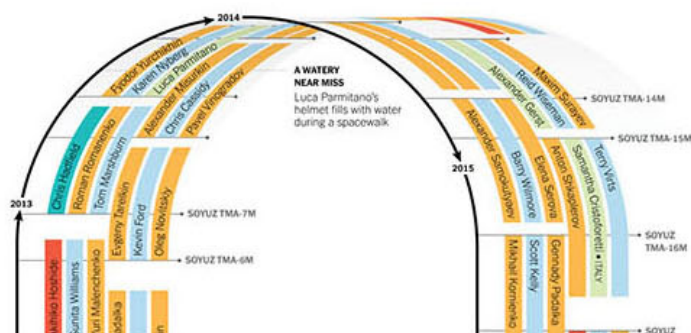
Race called by The Associated Press

**Presidential Election Results** “With live election results, there are so many scenarios and conditions to be prepared for. Even something that seems as simple as a bar chart needs to be tested. We worked on this for months, but it was really built on years of work and the expertise of dozens of people.” — Jasmine C. Lee

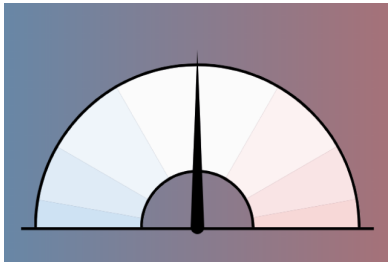
## 20 Years Aboard The International Space Station



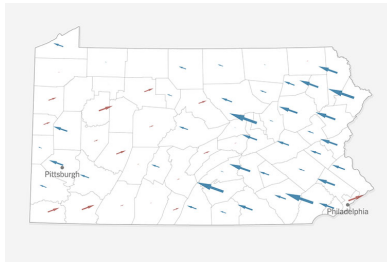
In November 2000, three astronauts reported for duty on the International Space Station. Since then, the I.S.S. has hosted hundreds of residents from many countries. This is a history of our first two



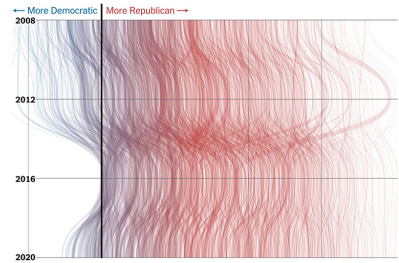




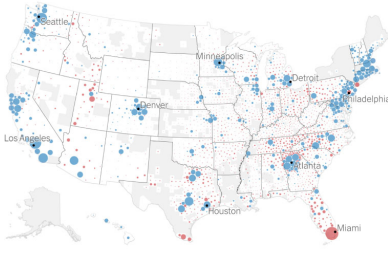
**Election Needles**



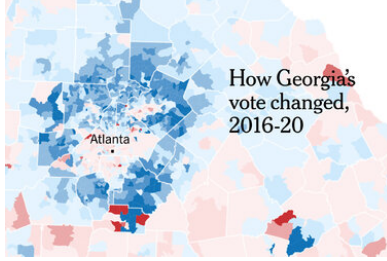
**How Biden Won**



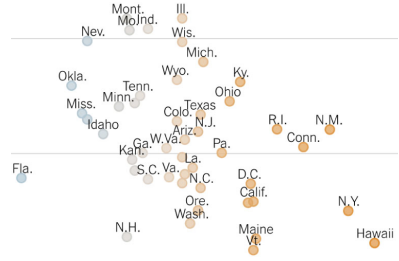
**How Did Trump's Base Shift?**



**Trump's 10 Million New Voters**



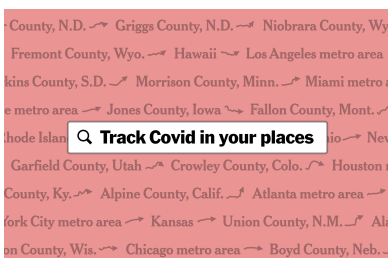
**How Georgia's vote changed, 2016-20**



**Fewer Restrictions, Worse Surges**

**Do These People Look Real?** “I found these competing A.I. systems compelling — one network tries to make believable portraits and the other network looks for fakes. As a journalist, is this new technology going to make my job harder but also more important?”

— Jeremy White



**Track Cases Where You Are**



## December

---

**A Tour of Chinatown**

**Opinion The Vaccine Line**

**How Prince Made 'Sign o' the Times'**

**How the Vote Shifted in 2020** “We spent a great deal of time refining the arrow style to not imply motion in physical space and instead show a movement of ideology.” — Troy Griggs

**How the Pfizer-BioNTech  
Vaccine Works**

**I.C.U. Beds Near Capacity**

**Hospital I.C.U.s Near You**

**Can Money Buy Clean Air in India?** “We couldn’t find the perfect commercial product to measure Monu and Aamyia’s exposure to pollutants, so we taped a portable air monitor to a battery-powered Raspberry Pi computer and wrote the software we needed. This real-time data helped us show both the contrast in their exposure and the unavoidable nature of air pollution.” — Josh Williams


**At Least 614,000 People  
Vaccinated**

**Changing N.Y.C.’s Streetscape**

**Immigrant Areas Shifted Red**

**How the Police Killed Breonna Taylor** “Our investigation began when we obtained over 1,000 crime-scene photos and videos of Breonna Taylor’s apartment. We used the images to precisely model it, then forensically map each bullet hole and retrace the first bullet, fired by Taylor’s boyfriend, and the 32 bullets police fired in return.” — Malachy Browne

**See graphics from previous years:**







2016



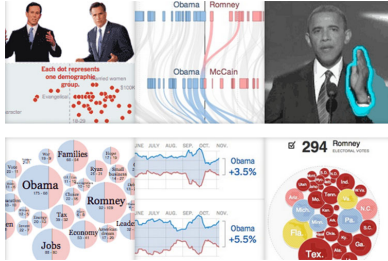
2015



2014



2013



2012

Produced by Sarah Almukhtar and Rumsey Taylor. Additional work by Josh Williams.